



UT-218

-
-
-
-
-
-
-

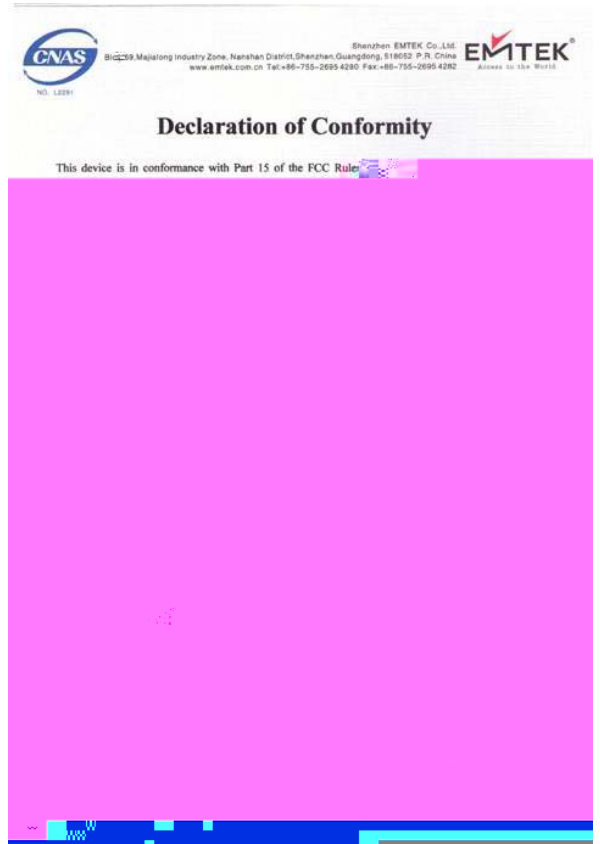



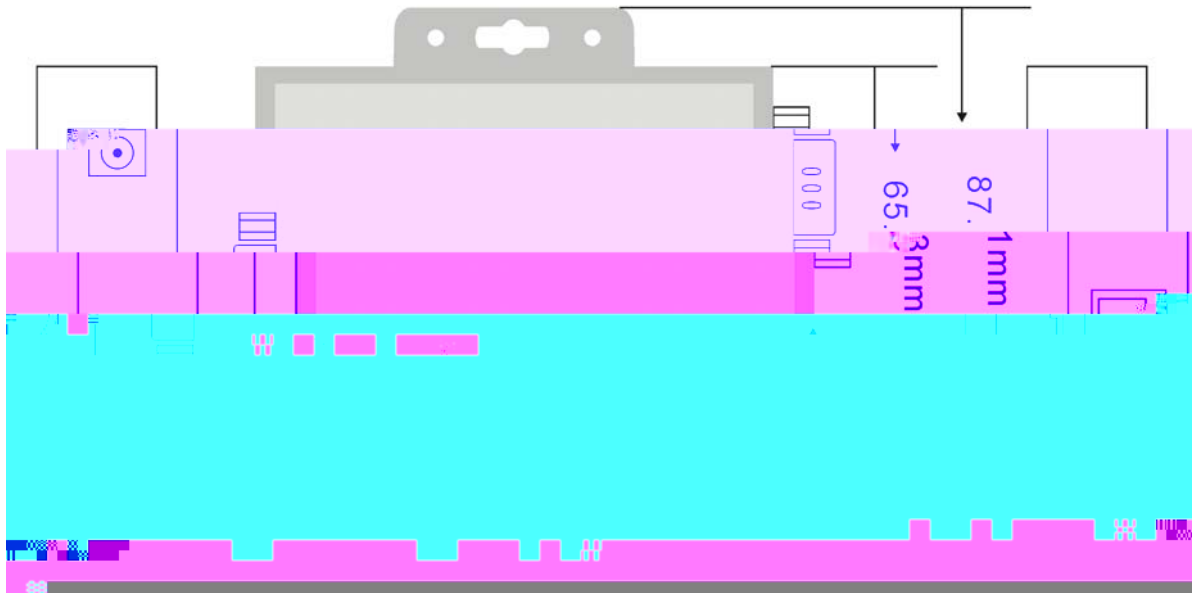
1		EIA/TIA	RS-232C	RS-485/RS-422		
2	RS-232		DB9	RS-422/RS-485	RJ-45	DB9
3	RS-232	+/-15KV ESD		RS-422 RS-485		1500W
4		2500Vrms	500DC	.DC/DC		
5						
6			PWR	TXD		RXD
7						
8	115.2Kbps		300m			
	38.4Kbps		2.4Km			
	9600 bps		5Km			
9	97mm	65mm	22mm			
10	-40	85		5%	95%	
11	0-5,000		115200bps-9600bps			



DB9	/	(PIN)	
	1		
	2		SOUT (TXD)
	3		SIN (RXD)
	4		DTR
	5		GND
	6		DSR
	7		RTS
	8		CTS
	9		RI









-40 +85 ,